

Plant-Based Meat Analogues; How far of an Analogue in Microflora?

Moderator: Joyjit Saha, Kerry

Sponsored by the



Please consider making a contribution



This webinar is being recorded and will be available to IAFP members within one week.

Webinar Housekeeping

- It is important to note that all opinions and statements are those of the individual making the presentation and not necessarily the opinion or view of IAFP.
- All attendees are muted. Questions should be submitted to the presenters during the presentation via the Questions section at the right of the screen. Questions will be answered at the end of the presentations.
- This webinar is being recorded and will be available for access by IAFP members at www.foodprotection.org within one week.



Plant-Based Meat Analogues; How far of an Analogue in Microflora?

November 1, 2023
10am Eastern Time





Alejandra Ramirez is a Senior Scientist at Impossible Foods, working as the Team Lead for R&D Food Safety. In her role, she supports validating the microbiological shelf life of plant-based meat products to ensure safety and investigates microbial population dynamics throughout the production process.

IMPOSSIBLE™



Nicolette Hall is a Senior Technologist and Plant-Based R&D lead at Kerry Ingredients in the Food Protection and Preservation team. In her role, she supports the validation of preservation tools for food safety and shelf life of plant-based meat products.

Agenda

- 1 Microbial profiling in plant-based meat
- 2 Potential shelf life and food safety solutions
- 3 Understanding spoilage and sustainability



Alejandra Ramirez
Sr. Scientist
Impossible Foods



Nicolette Hall
Sr. Technologist
Kerry



Joyjit Saha
R&D Manager
Kerry

Microbial Profiling in Plant- Based Meat

Alejandra Ramirez

Senior Scientist- Impossible Foods

Plant-based meat Market Trends

Increase demand and rapid market growth of plant-based meat worldwide.



Health

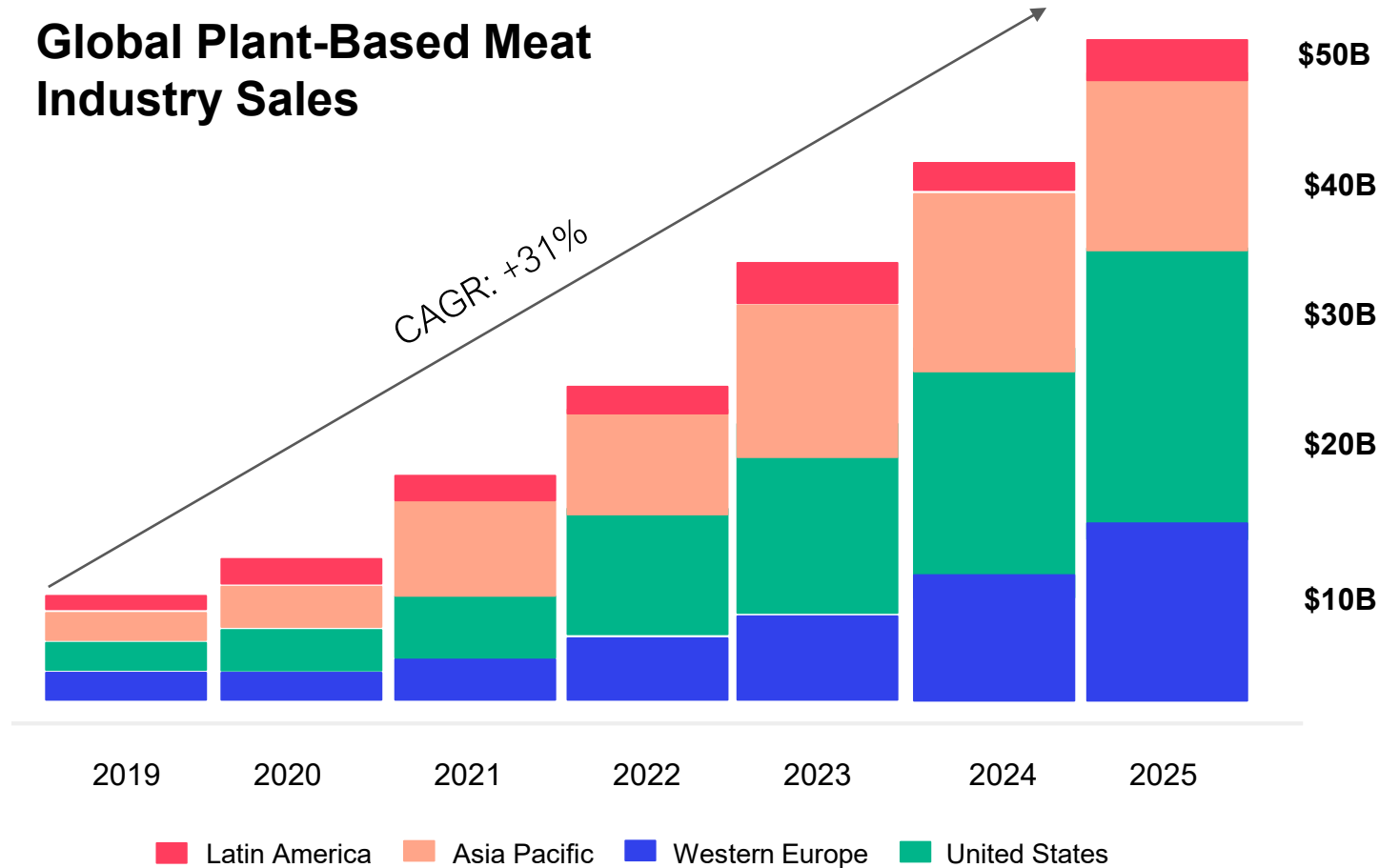


Variety



Environment

Global Plant-Based Meat Industry Sales



Plant-based meat

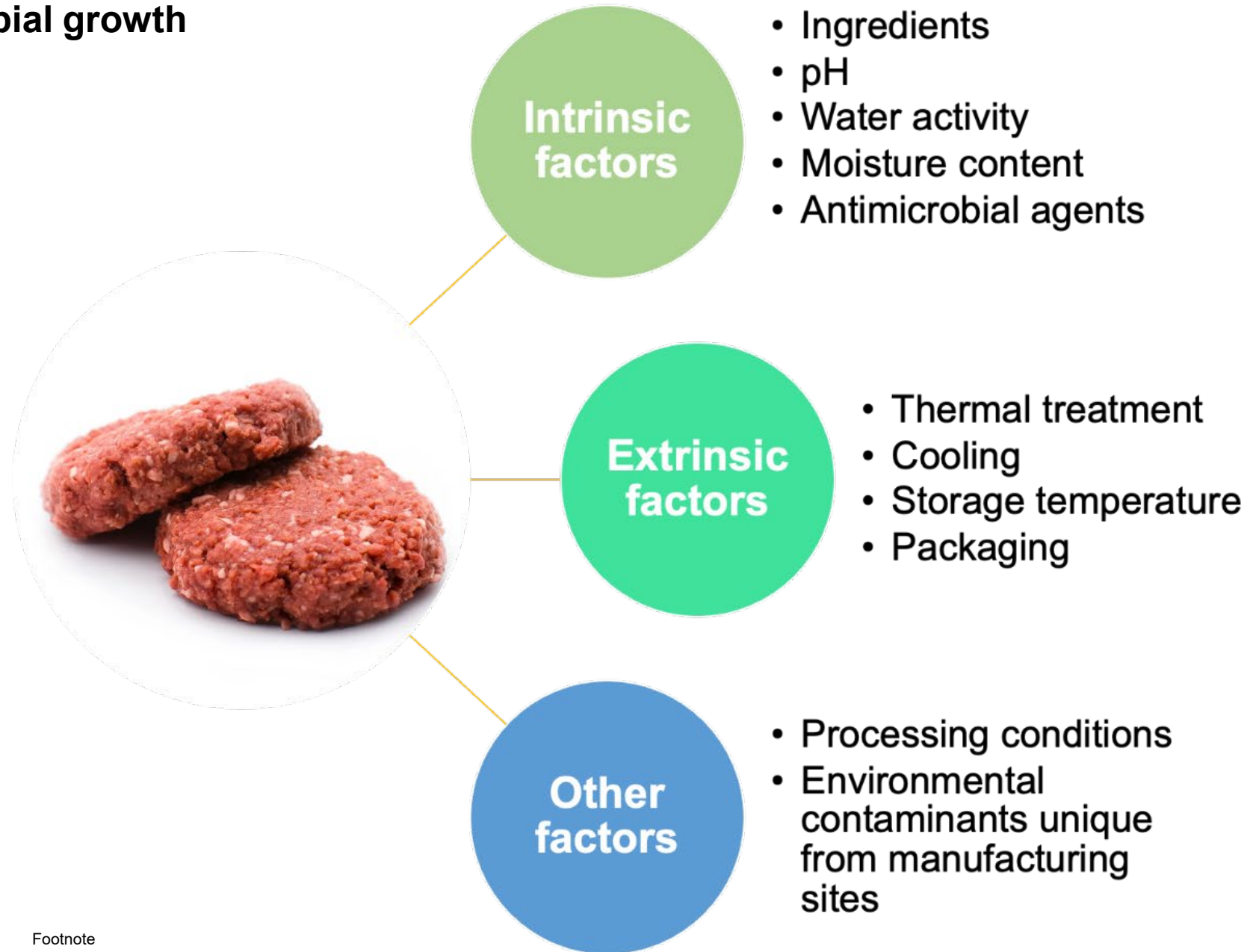
Industry challenges

- Diversity of ingredient sources and types, including in the processing of plant-based meats (flours, concentrates, pastes, syrups etc.)
 - Soy and pea proteins are the most widely used ingredients for the manufacturing of major alternative meats on the market.
- **No food microbiological guidelines** or specifications for microbial quality and safety of plant-based meat products.
 - Unknown microbial populations on plant-based ingredients
 - New processing technologies
 - Lack of standardized approaches to assess microbiological safety and quality

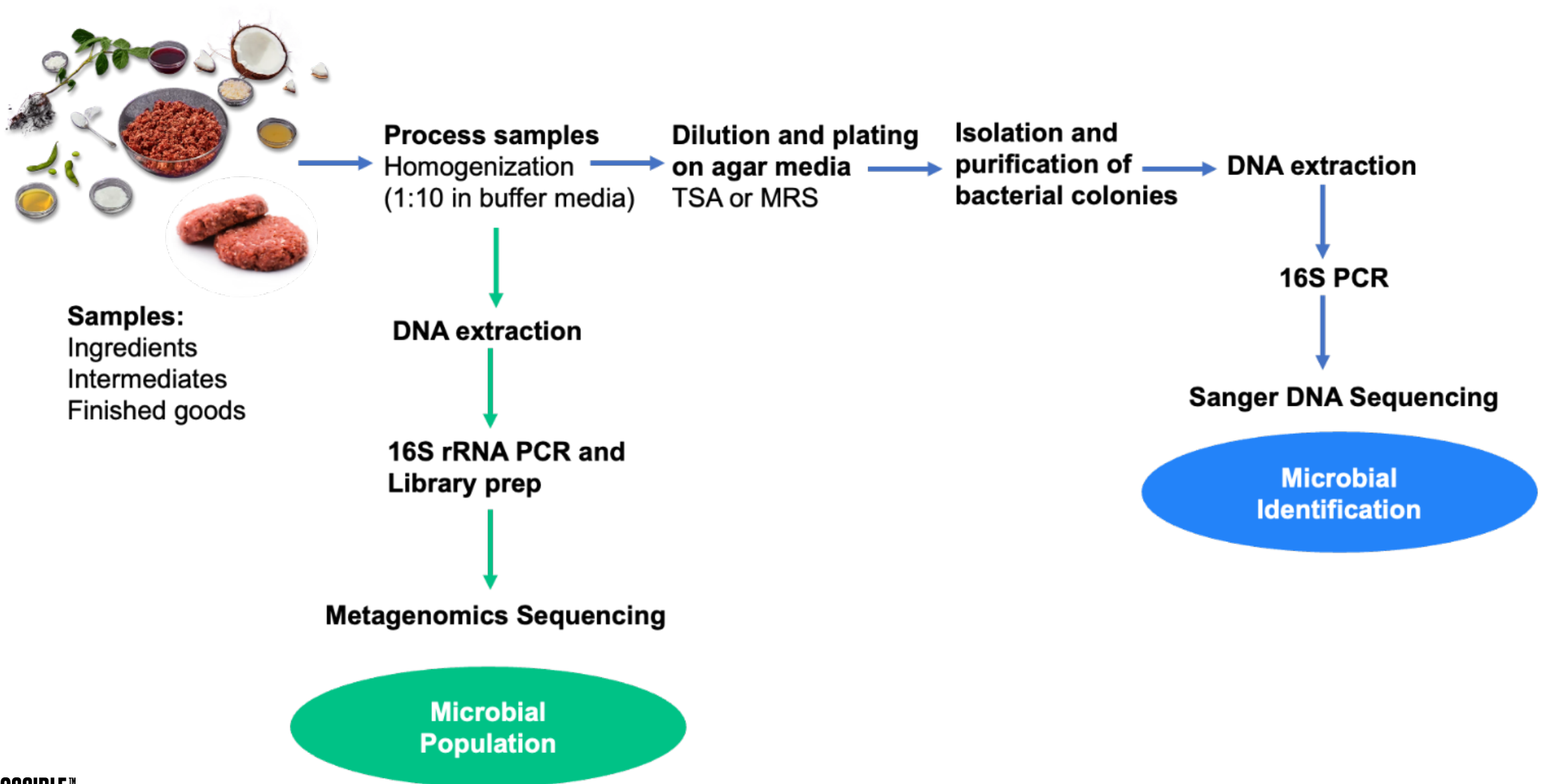


Plant-based meat

Factors affecting microbial growth



Microbial profiling of plant-based meat



Microbial profiling of plant-based ingredients



Identify potential microbial targets & hazards

- Lactic acid bacteria
- Enterobacteriaceae
- *Listeria monocytogenes*
- *Bacillus cereus* group (toxin-producing strains)

Define microbiological limits and specifications from the ingredient providers

- APC levels < 10,00 CFU/g
- *B. cereus* group < 1000 CFU/g
- Absence of *L. monocytogenes* and *Salmonella enterica*

Integrate mitigation measures

- Heat treatment
- Antimicrobial agents:
- Cultured dextrose
 - Vinegar
 - Sodium and Potassium lactates

Microbial profiling of plant-based ingredients



- 88 different plant-based ingredients including pea, faba bean, oat, almond and coconut.
- Microbial loads vary widely not only between but also within ingredient groups, and can reach up to **5.3 Log₁₀ CFU/g**.
- *Bacillus licheniformis* and *B. cereus* group strains were most frequently detected among *Bacillus* isolates, and these species originated primarily from pea and oat samples.
- Among the *B. cereus* isolates, **9%** (13/147) contained the *ces* gene, which encode the heat-stable **cereulide toxin**.

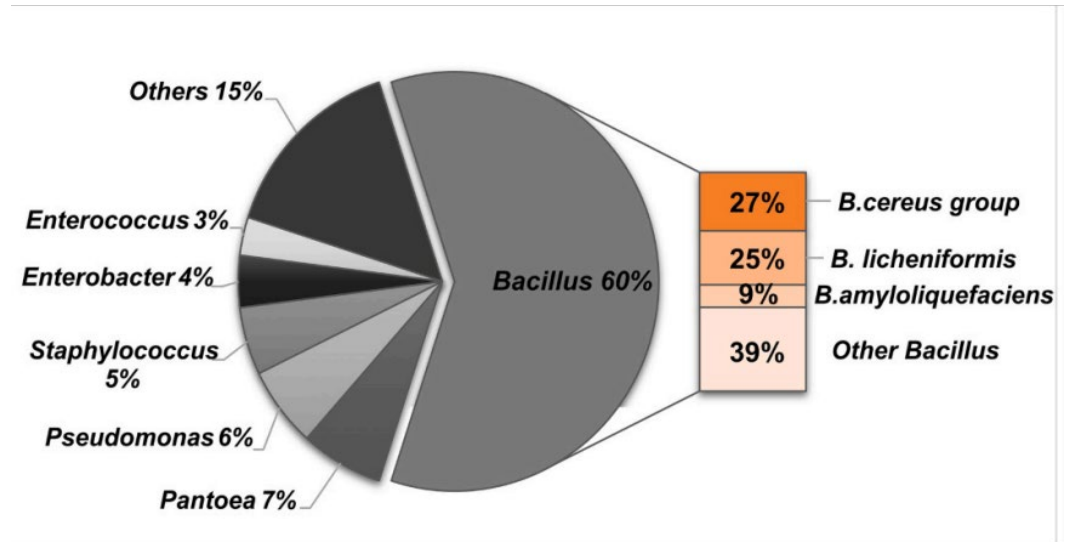
B. cereus spores represent a food safety risk when they can survive the processing conditions, germinate and grow and produce toxins.

Levels and types of microbial contaminants in different plant-based ingredients used in dairy alternatives

Alina Kyrylenko^{a,b,1,*}, Robyn T. Eijlander^{a,1}, Giovanni Alliney^{a,b}, Elly Lucas-van de Bos^a, Marjon H.J. Wells-Bennik^a

^a NIZO food research, Kernhemseweg 2, 6718 ZB Ede, the Netherlands

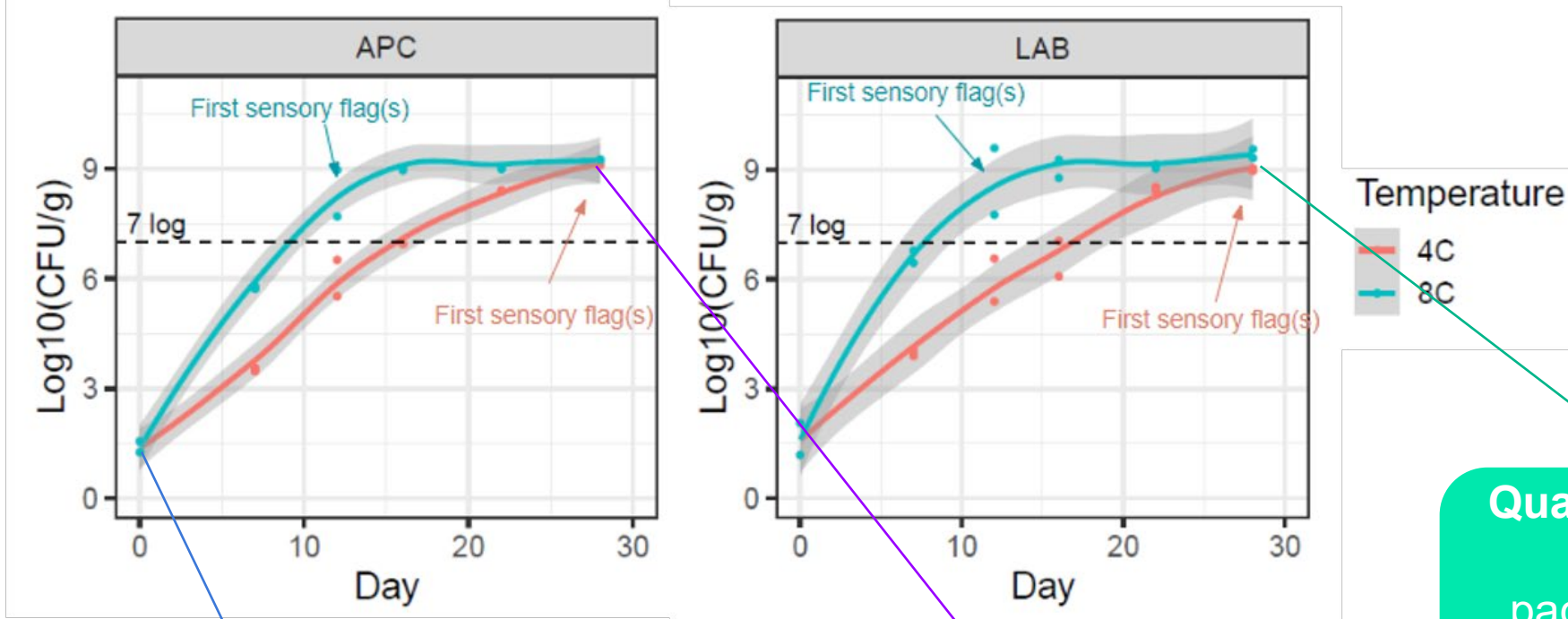
^b Wageningen University and Research, Food Microbiology, P.O. Box 17, 6700 AA Wageningen, the Netherlands



Taxonomic diversity of the microorganisms detected in plant-based ingredients. Isolated from the TVC (310 isolates) and identify using MALDI-TOF MS and/or 16S rRNA sequencing.

Microbial profiling of plant-based meat

Shelf life & Micro ID



Microbial profiles of raw plant-based meat under refrigerated conditions. Grey shade represents the SD of the mean values (n = 3). Detection limit 10 CFU/g.

Quality defects:
Bloated packages, sour smells, rancid and mushy

Lactobacillus sakei
Lactobacillus curvatus
Leuconostoc mesenteroides
Carnobacterium divergens
Bacillus licheniformis

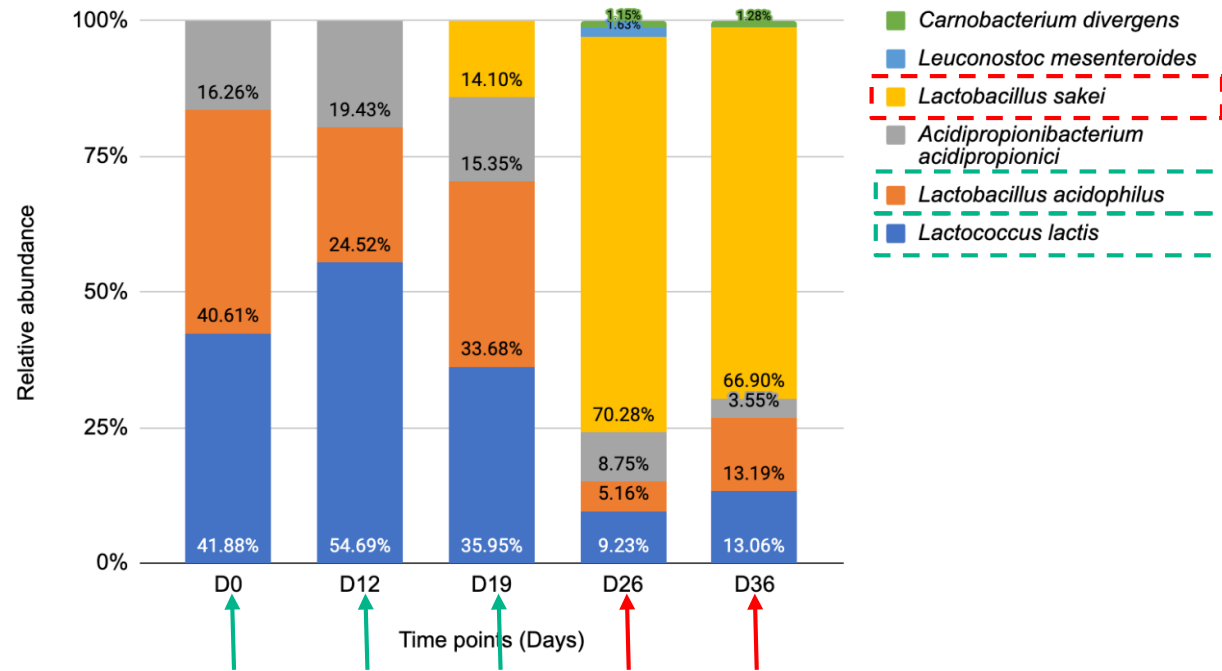
Lactobacillus sakei
Lactobacillus curvatus

Microbial profiling of plant-based meat

16S Metagenomics

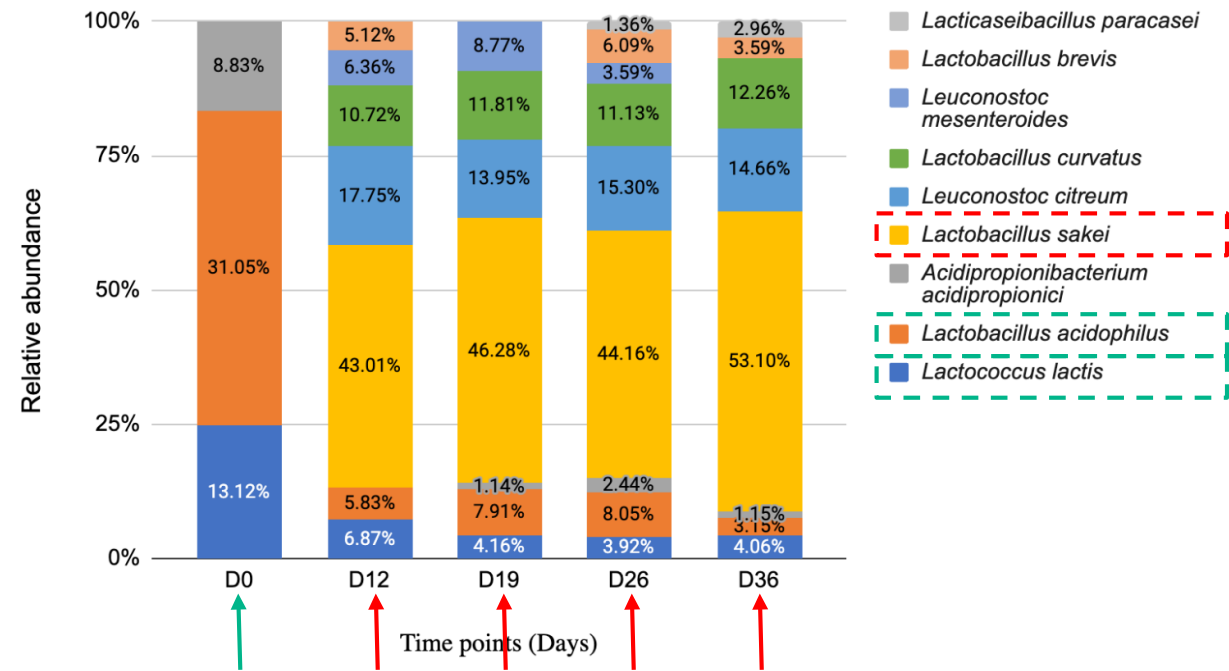


Microbial Population- Raw Plant-based meat- 4C



- *Lactobacillus acidophilus* and *Lactococcus lactis* were the dominant bacteria species up to 19d-RSL.
- *Lactobacillus sakei* take over the microbial population being the dominant species at day 26 and 36.

Microbial Population- Raw plant-based meat- 8C



- *Lactobacillus sakei* appeared earlier at d12-RSL and was the dominant species until the end of study.

Challenges in the Plant-Based Meats

Lactobacillus sakei

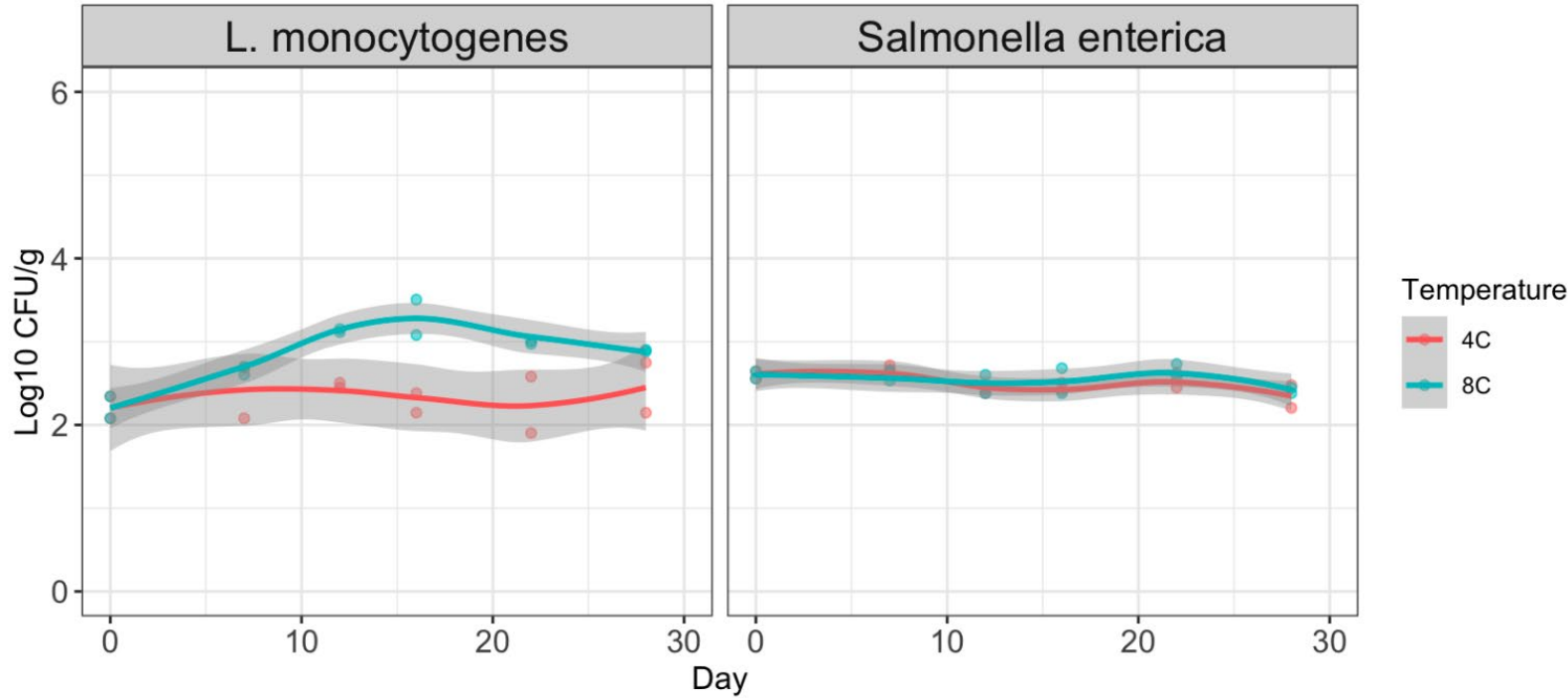


L. sakei

- Often isolated from food of vegetable sources like various flours, sourdoughts, or fermented cabbage, but it is systematically associated with **refrigerated meat products** under vacuum packaging ([Zagorec et al., 2017](#)).
- *L. sakei* has the ability to adapt to various habitats, thanks to its metabolic activities and phenotypic traits that are well adapted to its growth and survival under the conditions present during meat storage and processing.
- **Bacteriocin production** against foodborne pathogens, like *L. monocytogenes* and *Escherichia coli*.
 - Ongoing investigation to determine the presence of bacteriocin-producing *L. sakei* strain isolated from plant-based meat products

Microbial profiling of plant-based meat

Pathogen challenge test



Pathogen growth profiles in artificially inoculated vacuum-packed raw plant-based meat samples under refrigerated conditions. Grey shade represents the SD of the mean values (n = 3). Detection limit 10 CFU/g.

Assessing the risk:
Salmonella enterica and *L. monocytogenes* were **unable to grow** in raw plant-based meat samples at refrigerated at 4C for 28 days.

Criteria:

- *Salmonella*: < 1 log outgrowth for 1.25X RSL
- *L. mono*: < 2 log outgrowth for 1.25X RSL

Microbial profiling of plant-based meat

How to utilize the data of microbial profiling data?



- Measure changes in the microbial population diversity over time and in response to ingredients/process/sanitation changes.
 - Reformulation, new antimicrobials supplier
- Identify emerging or previously known quality and safety risks
 - Troubleshooting spoilage failure
 - Relevant and prevalent pathogens of concern
- Incident investigation & resolution (out of specifications)
- Support extension of shelf life
- Define food safety risk assessment programs

Limitations: knowledge gaps, cost, time, data analysis and interpretation.

How different are bacteria in plant-based vs animal meat?



Plant-based meat

Spoilage

- Lactic acid bacteria (LAB)
Lactobacillus spp.,
Pediococcus spp.,
Lactococcus spp.,
Leuconostoc spp.,
Carnobacterium spp.
- *Bacillus* spp.
Bacillus subtilis,
Bacillus licheniformis
- *Paenibacillus* spp.

Safety

- *Bacillus cereus* group
Spore heat resistance
- *Listeria monocytogenes*



Animal meat

Spoilage

- *Pseudomonas* spp.,
- *Enterobacteriaceae*
- Lactic acid bacteria (LAB)
Lactobacillus spp.,
Pediococcus spp.,
Leuconostoc spp.,
Carnobacterium spp.
- *Flavobacterium*
- *Brochothrix thermosphacta*

Safety

- *Salmonella* spp.,
- Shiga toxin-producing *E. coli* O157:H7
- *Listeria monocytogenes*



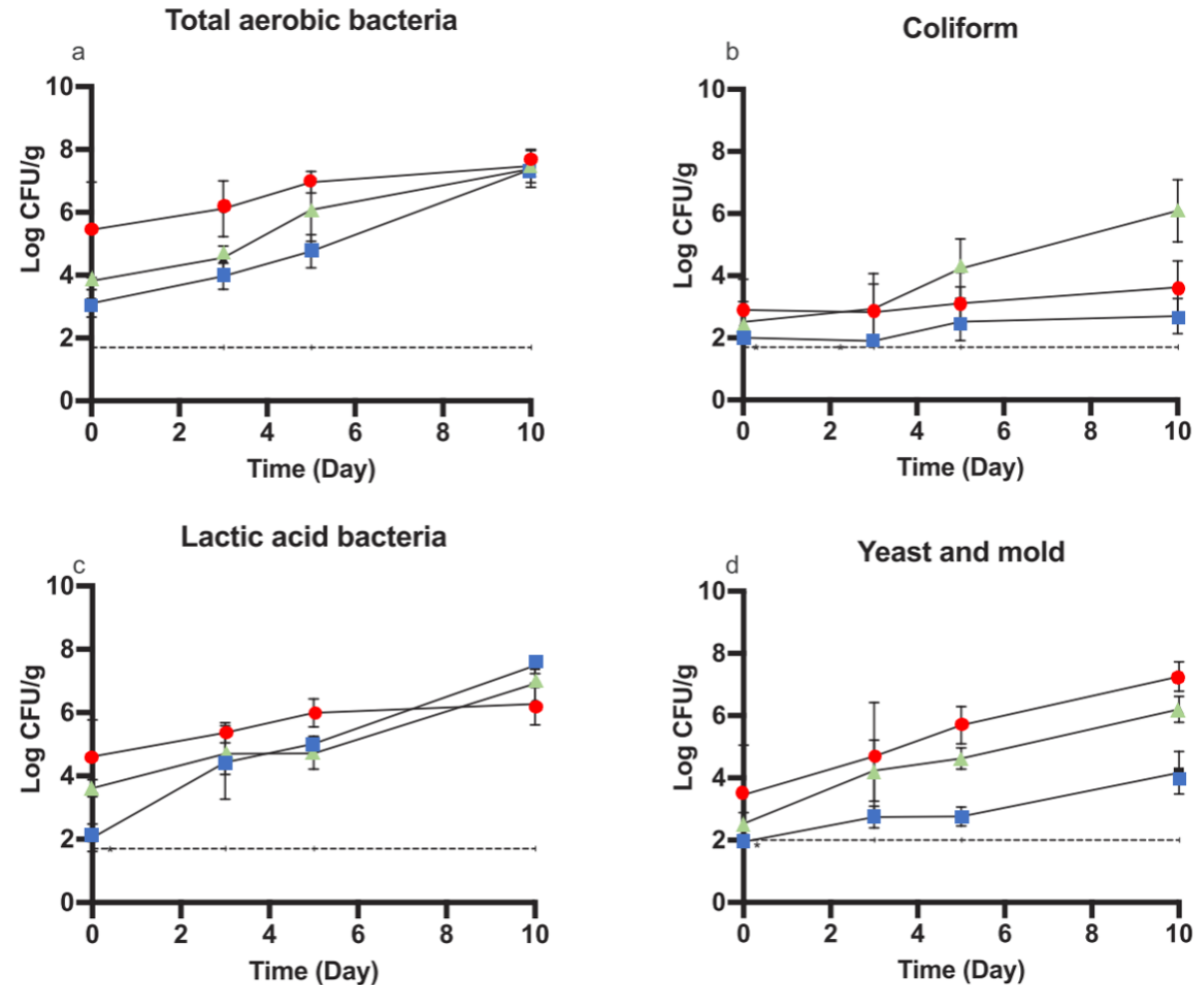
Growth and survival of common spoilage and pathogenic bacteria in ground beef and plant-based meat analogues

Zhuosheng Liu, Maria Shaposhnikov, Shuai Zhuang, Tianyi Tu, Hongye Wang*, Luxin Wang*

Department of Food Science and Technology, University of California Davis, Davis, CA 95616, USA

Native microflora in ground beef and plant-based meat analogues

- Ground beef had the highest initial native microflora among the tree meats, followed by pea-based meat and soy-based meat.
- Although the APC counts were significant at day 0 for all three samples, the final population of **10d-RSL was > 7.0 Log CFU/g**.
- The growth of LAB was more significant in soy-based meat and pea-based meat at the end of the RSL
- By the end of 10d, pea-based meat has the highest coliform levels (~ 6.0 Log CFU/g)



● Ground beef (GB) ▲ Pea-based meat (PBM) ■ Soy-based meat (SBM) — LOD

Changes in native microflora in ground beef and plant-based meats during the 10-day storage at 4C (n = 6).



Artificially inoculated spoilage microorganisms in ground beef and plant-based meat analogues

- No significant changes in *B. thermosphacta* for the first 5d-RSL for all three meat samples.
- Pea-based meat had the highest increase of *B. thermosphacta* at 10d-RSL, followed by Soy-based meat and ground beef.
- The growth of *P. fluorescens* was rapid in ground beef and pea-based meat while the levels in soy-based meat were not changed.

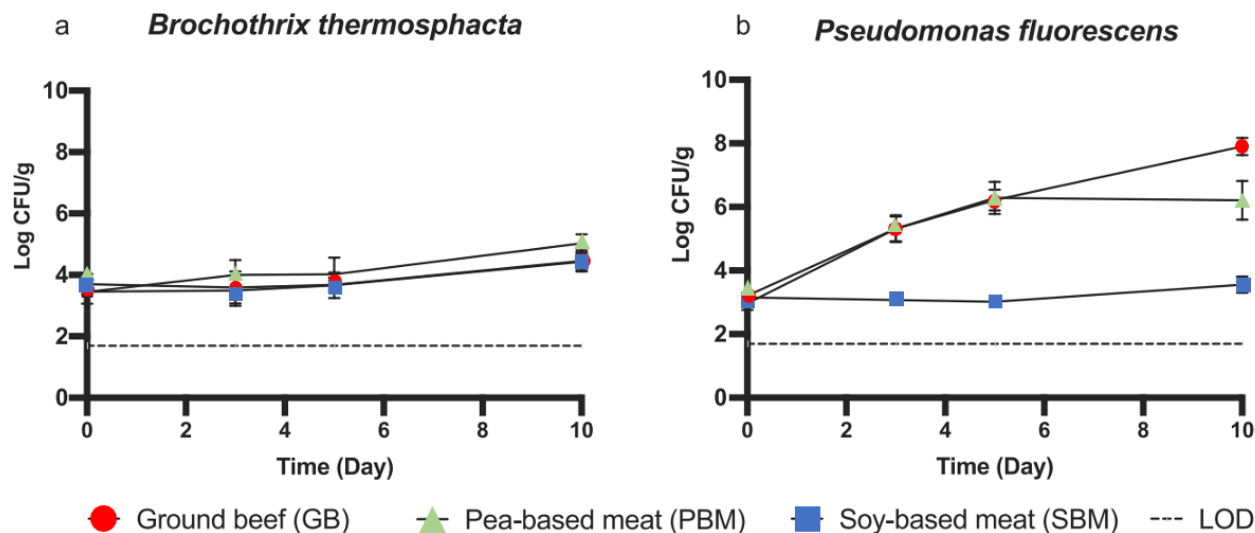
Growth and survival of common spoilage and pathogenic bacteria in ground beef and plant-based meat analogues

Zhuosheng Liu, Maria Shaposhnikov, Shuai Zhuang, Tianyi Tu, Hongye Wang*, Luxin Wang*

Department of Food Science and Technology, University of California Davis, Davis, CA 95616, USA

Main conclusion of the study:

- Plant-based meat analogous, regardless of the type of plant protein contained **lower indigenous microbial loads compared with ground beef.**
- Plant-based meat have a **more complex manufacturing process** and the involvement of heat treatment during the processing could explain why their microbial levels are lower.
- Growth of indigenous microflora was observed in all tree meat sample types. LAB was able to growth in all three meat sample.



Profile of artificially inoculated a) *B. thermosphacta*, b) *P. fluorescens* in ground beef and plant-based meats during the 10-day storage at 4C (n = 6).

Key Takeaways

- The market for plant-based meat requires a solid foundation of knowledge in microbial quality and safety to support this industry's continuous sustainable growth.
- Microbial profiling of plant-based ingredients and finished goods provides crucial information to understand microbial spoilage and food safety risks.
 - Unique profile based on the ingredients (type and source), processing, packaging and storage conditions
 - Risk-based assessment for food safety and quality programs
- Plant-based meat products are **susceptible to microbial spoilage** throughout the refrigerated shelf life due to their neutral pH, high water and protein content.
- Finally, the risk of pathogen contamination in plant-based meat is **different** compared to animal meat due to the nature of its ingredients, processing, and the addition of antimicrobial agents.



THANK YOU!

Potential Shelf Life and Food Safety Solutions

Categories consumers are most concerned about for food safety

Fresh Meat	66%
Processed Meat	51%
Other Plant-based Dairy	51%
Meat Alternatives	49%
Fresh Milk	43%
Frozen Chicken	43%
Snack Dips	43%
Spoonable Yogurt	42%
Sweet Baked Goods	42%
Non-Dairy Milk	41%

Plant-based products are top of mind for food safety



Considerations for Food Protection and Preservation in Plant-based Meat Alternatives



Positive impact on shelf-life extension and reduction in food waste



Improved food safety efficacy



Impact on taste and texture of the preservation used.

Better freshness and flavor delivered throughout shelf life



Ingredient impact on sodium content and label



Impact on cost



Customer problem: unknown microorganism limiting shelf life

Isolate and determine the spoilage micro-organisms



Advanced broth screening to evaluate the sensitivity of the isolated micro-organisms



Run shelf life and challenge studies in application



Use model food systems and accelerated shelf-life testing

to pinpoint the exact issue

to understand what solutions will be most effective

to confirm the safety and shelf life of products with Kerry ingredients

to make the data generated applicable in similar customer applications

Result: unlocking next generation shelf life for your product

Accommodating various conditions:

- temperatures
- atmospheric

Microorganisms in scope:

- Spoilage
- Pathogenic
- Demanding bacteria

Applications:

- Meat
- Bakery
- Beverage
- Dairy
- **Plant-based**
- Meals
- Pet

Primary Sources of Microbial Risk in Meat and Plant-based Meat Alternatives

Microorganism		Animal Protein	Plant Protein
Spore formers	<i>Clostridium botulinum</i>	✓	
	<i>Clostridium perfringens</i>	✓	
	<i>Bacillus cereus</i>	✓	✓
Vegetative/Pathogen	<i>Salmonella enterica</i>	✓	
	<i>Listeria monocytogenes</i>	✓	✓
	Enterohemorrhagic <i>E. coli</i>	✓	
Spoilage	Lactic acid bacteria	✓	✓
	<i>Enterobacteriaceae</i>	✓	
	<i>Pseudomonas</i>	✓	✓
	Yeast & Mold		✓

Why Market Screen Was Conducted

Product / Market Knowledge & Market Demand

- Market is still relatively new, but evolving rapidly
- Limited shelf-life and food safety data
- Processors not using shelf-life extension ingredient or using similar ingredient to their meat equivalents (e.g., CL acetate, Sulphites)

Regional Regulatory Challenges

- In regions such as EU and Canada, buffered vinegar is not considered 'natural' due to the use of chemical neutralisers
- New food protection solutions required for the market - challenge test model required for testing and validation



1. Determine food quality (spoilage) and safety features of plant-based meat alternatives.

2. Determine main spoilage organisms.

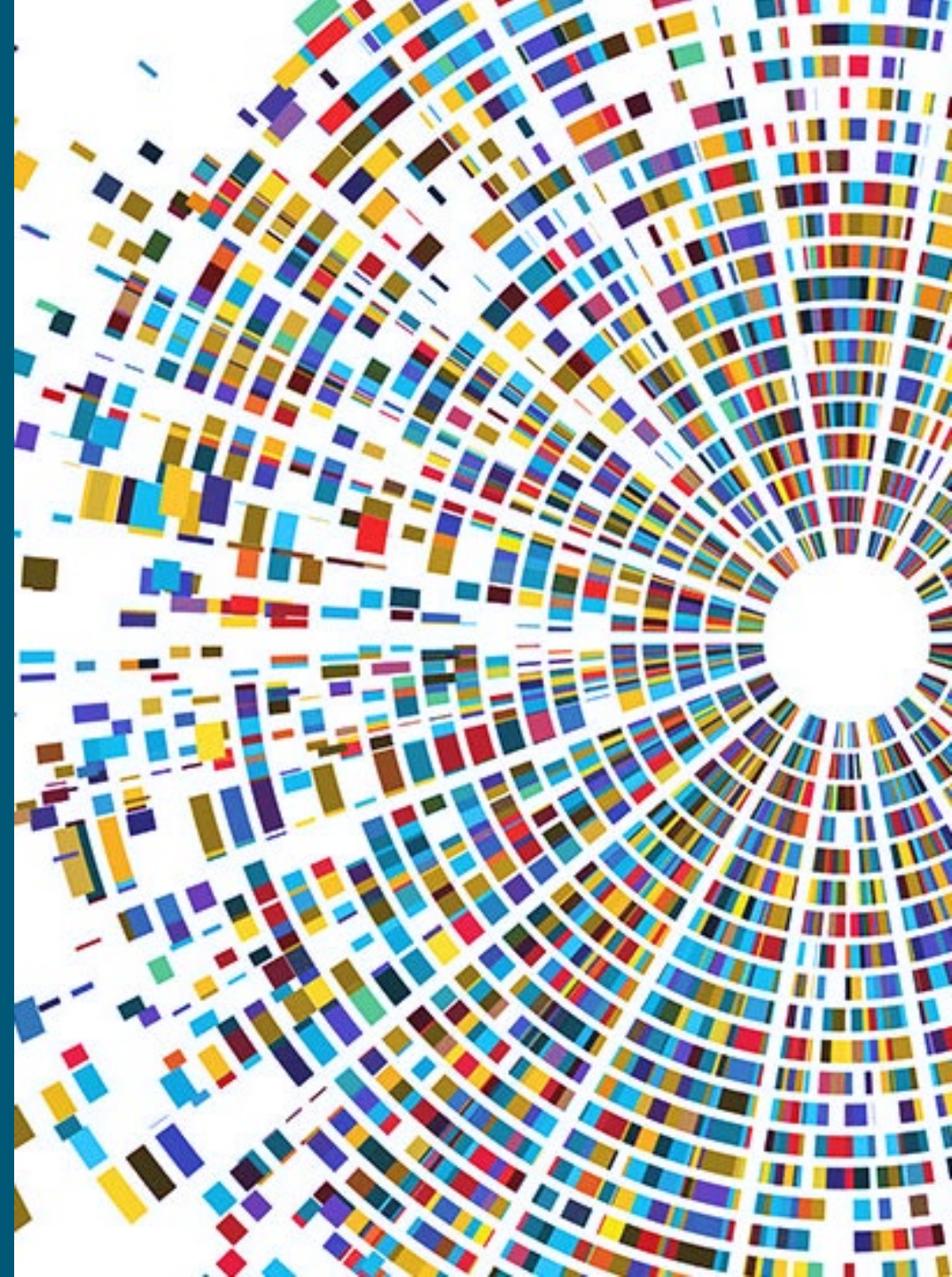
3. Acquire market intelligence and identify opportunities for solutions.

4. Establish a product relevant model system to test and validate new food protection and preservation solutions.



Population Analysis

of Plant-based
Meat Alternatives using
16S Metagenomics



16S Metagenomic Analysis



What is 16S Metagenomics?


A DNA-based technique that simultaneously detects all bacteria in a given sample based on the sequence of the conserved, 16S ribosomal RNA gene (rDNA), at genus (sometimes species) level.

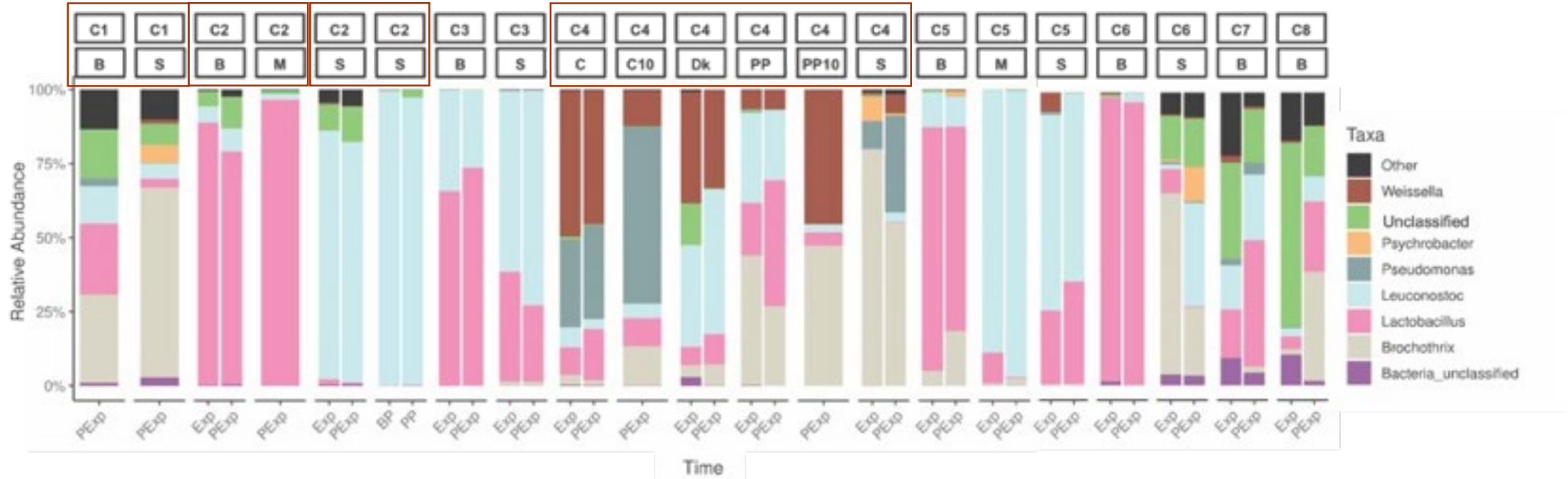
Why did we use 16S Metagenomics?

To understand the detailed make-up of the microbial populations in different products and different manufacturers.

How was the analysis done?

- Samples were taken at expiry and post-expiry (7 days post expiry)
- DNA extracted from samples and 16S (V3-V4 region) sequencing libraries prepared
- 16S library samples sent for sequencing
- Bioinformatic analysis carried out at APC UCC





- C1-C8 – Company1-8
- B – Burger
- M – Mince
- S – Sausage
- C – Chicken Bucket
- C10 – Chicken Bucket (Expiry + 10 days).
- Dk – Duck
- PP – Pulled Pork
- PP10 – Pulled Pork (Expiry + 10 days).
- Exp – Expiry Date
- PExp – Post Expiry (Expiry +7 Days)

Isolation & Identification of Strains for Challenge Tests

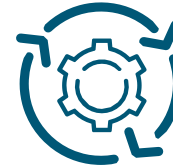
- One of the main objectives of the study was to isolate relevant spoilage related strains from plant-based meat alternative products, to establish a realistic inoculum for a spoilage Challenge Test model system.
- 13 of the 53 isolates chosen for full 16S gene sequencing.
- 5 strains chosen for inclusion in the Spoilage Challenge Test pool.
 1. *Lactobacillus sakei*
 2. *Leuconostoc mesenteroides*
 3. *Leuconostoc carnosum*
 4. *Carnobacterium divergens*
 5. *Brochothrix thermosphacta*
- Protocol developed and validated in collaboration with UCC.

Plant based isolates-colony PCR 16S v3-v4	No. of isolates
<i>Leuconostoc mesenteroides</i>	17
<i>Leuconostoc carnosum</i>	6
<i>Lactobacillus sakei</i>	6
<i>Leuconostoc kimchi</i>	5
<i>Carnobacterium divergens</i>	4
<i>Enterococcus faecalis</i>	3
<i>Brochothrix thermosphacta</i>	3
<i>Leuconostoc lactis</i>	2
<i>Bacillus cereus</i>	2
<i>Micrococcus luteus</i>	1
<i>Leuconostoc pseudomesenteroides</i>	1
<i>Leuconostoc citreum</i>	1
<i>Lactobacillus graminis</i>	1
<i>Carnobacterium gallinarum</i>	1
Total	53

How to Approach



Where can Food Protection and Preservation Solutions Be Built into Plant-based Meat Alternatives?



Built into Base Plant Protein Formula

- Built into ready-to-use specialty protein ingredients like textured vegetable protein (TVP) application formula

Integrated into Masking or Seasoning Blends

- Built into natural flavours - so one less step for operations
- Food safety built into flavour - additional step

Multi Ingredient Systems

- In combination, these **Protection and Preservation** systems can tackle several issues at once, making them cost effective
- The combination of different ingredients work together to address different problems from **Spoilage to Colour** and **Food safety to Shelf Life**
- Can be **Liquid** or **Dry Solutions**

Applied as Single Ingredients

- Single functional components
- Liquid and dry solutions possible
- Spectrum of inhibition



Preservation Solutions

Conventional and clean label solutions to meet evolving needs

Conventional	Clean Label / Consumer-Friendly			+ Taste
Conventional <ul style="list-style-type: none"> • Acetates • Propionates 	Fermentation <ul style="list-style-type: none"> • Organic acids • Peptides • Natural cure 	Vinegar <ul style="list-style-type: none"> • Dry buffered vinegar • Liquid buffered vinegar 	Plant Extracts <ul style="list-style-type: none"> • Extracts with antimicrobial and antioxidant benefits 	Flavor Systems <ul style="list-style-type: none"> • Taste-led, sustainable ingredients

Multiple pillars come together as

Multifunctional Systems

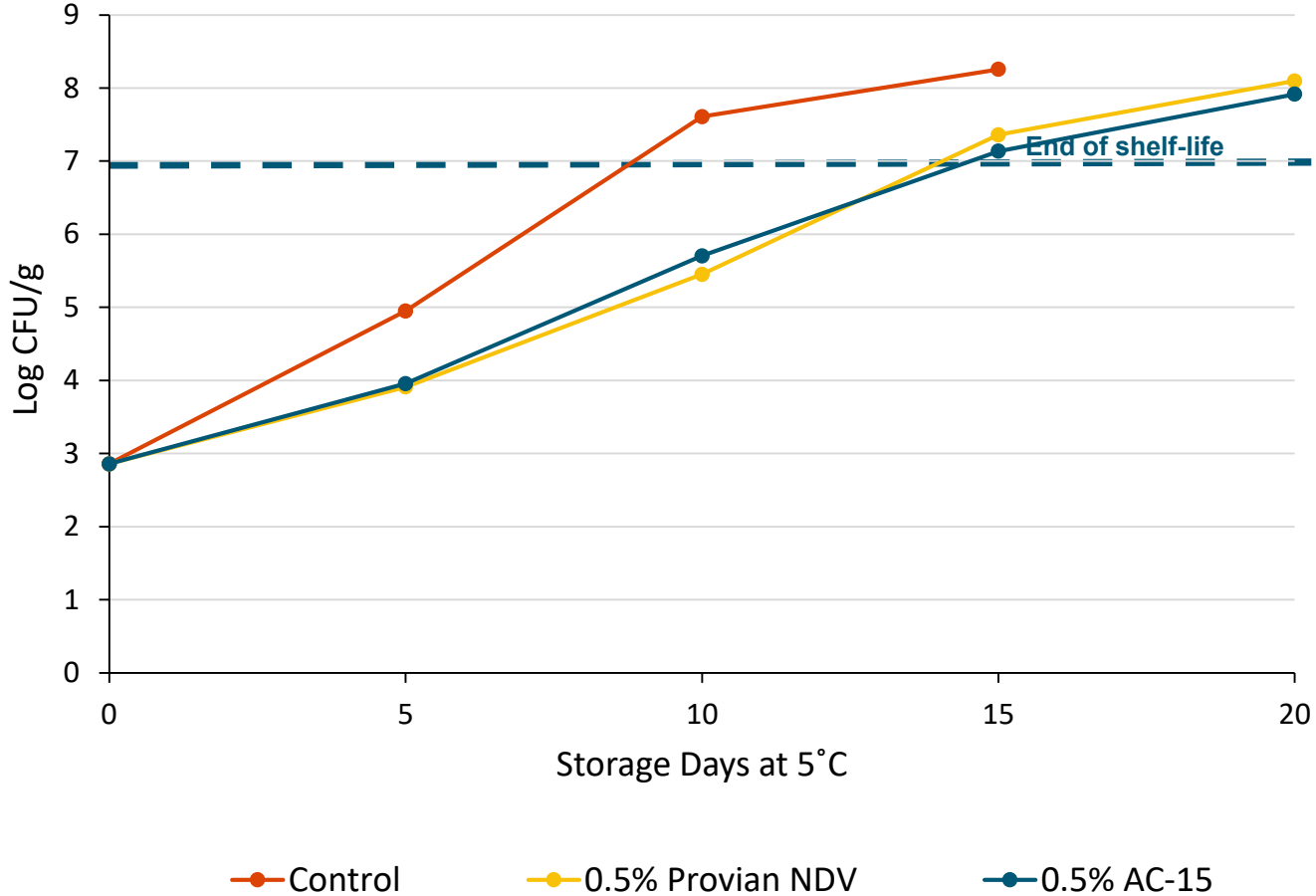
Combined technologies / products to meet specific goals.



Plant-based Burger Challenge Test 1



Plant-based Burger: Shelf-Life Results



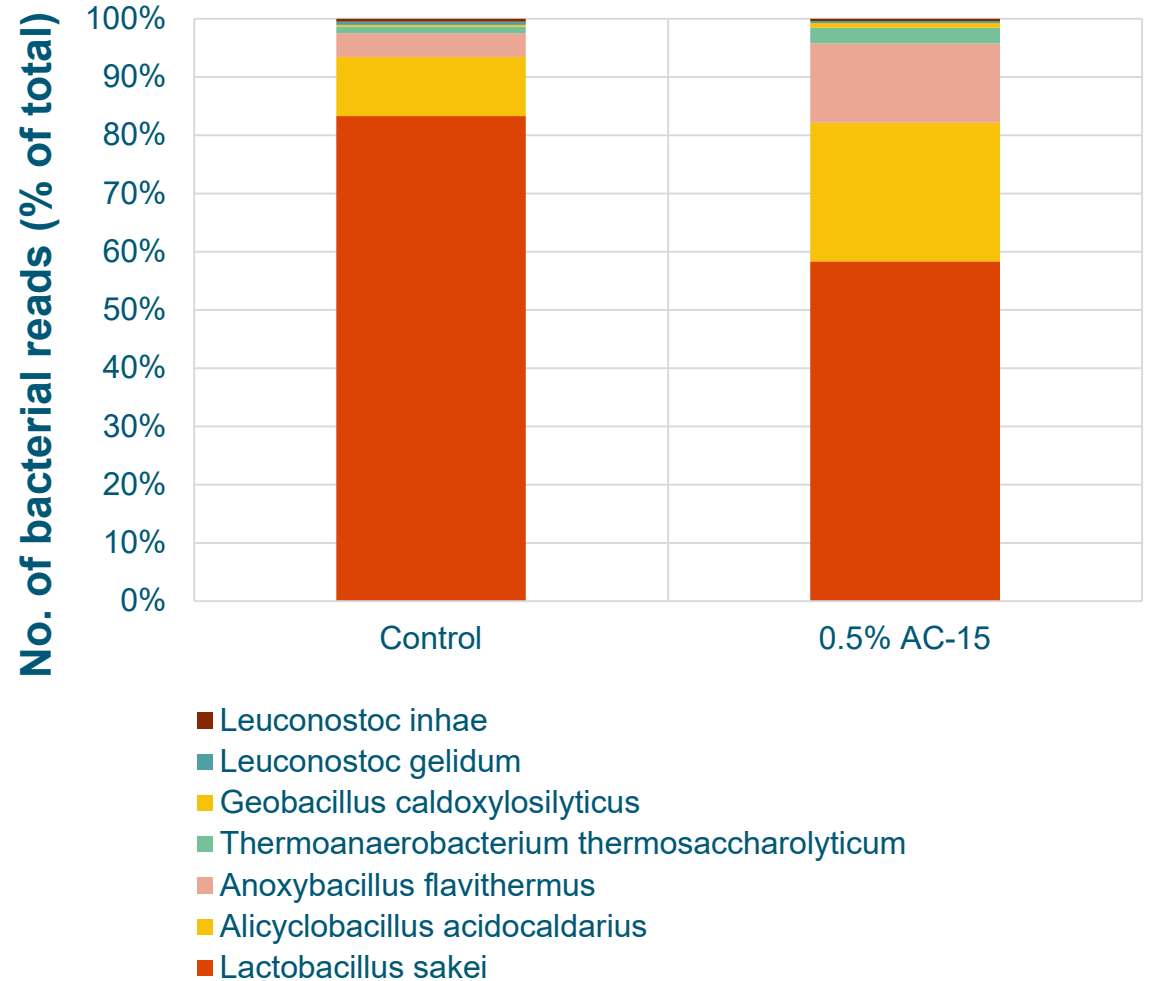
Results

- Rapid outgrowth in control sample. Short shelf-life of 2-6 days based on Log 7 cut off.
- Control
 - Log 7 @ day 8
 - Log 8 @ day 13
- Provian NDV and Cloud AC-15
 - Log 7 @ day 14
 - Log 8 @ day 19-20

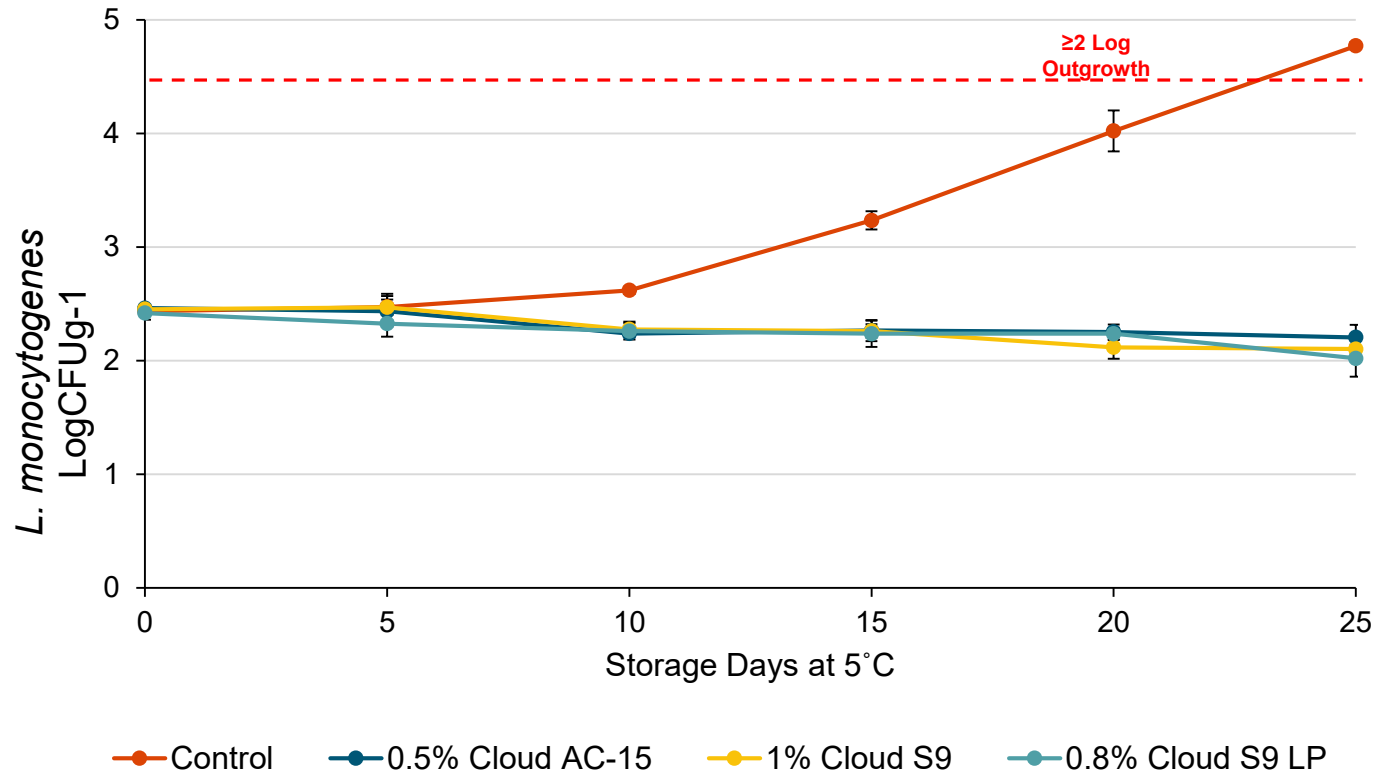
~50% improvement of shelf-life compared to control

16S Metagenomics Results

- Selected samples analysed to determine the population structure using 16S Metagenomics.
- *Lactobacillus sakei/curvatus* was dominant Genus in both samples.
- *Leuconostoc spp.* detected at very low levels. *Carnobacterium divergens* & *Enterococcus faecalis* not detected in samples.
- *Alicyclobacillus acidocaldarius*, *Anoxybacillus flavithermus* & *Thermoanaerobacterium thermosaccharolyticum* not in the initial inoculum. All Gram positive spore formers, acidophilic and thermophilic. Unsure as to why they are present except as part of an ingredient.



Ensuring control of *L. monocytogenes*



Results

- Products were inoculated with a cocktail of 3 *L. mono* strains with starting counts of ~Log 2 CFU/g
- Test failure set at *L. mono* outgrowth ≥ 2 Log
- ≥ 2 Log outgrowth was detected in the Control sample at Day 23

All 3 Cloud products fully controlled *L. monocytogenes* outgrowth over the 25-day study

Plant-based Chicken Challenge Test



Plant-based Chicken: Shelf Life Results



Aim

Evaluate the efficacy of Kerry's Food Protection and Preservation solutions in a plant-based chicken application at varying pH. pH was adjusted with a 1:1 combination of malic and citric acid

Trial Conditions

- Products were prepared with and without the following solutions:
 1. No antimicrobial
 2. 2.25% Buffered Vinegar (BV)/Fermentate
 3. 2.25% BV/Fermentate + 0.10% organic acids
 4. 2.25% BV/Fermentate + 0.20% organic acids
 5. 2.25% BV/Fermentate + 0.40% organic acids
- Products were stored aerobically at 4°C and 7 °C.

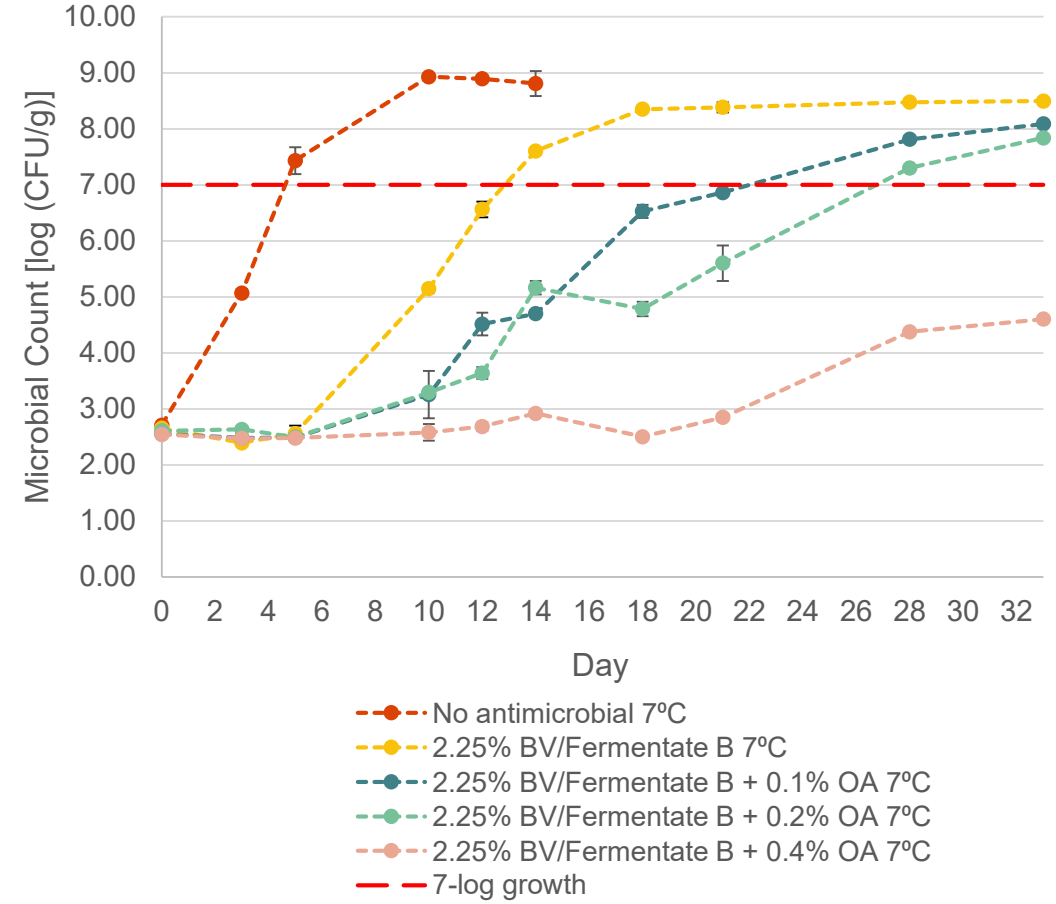
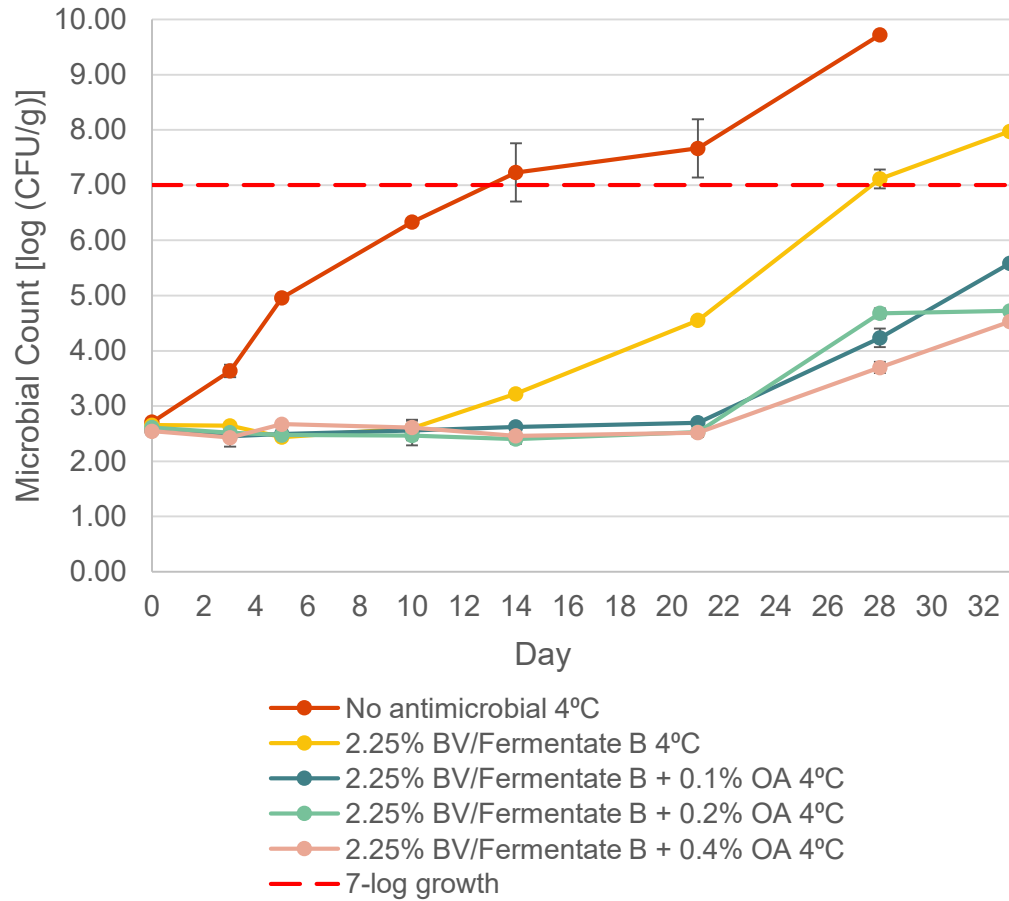
Microbiological analysis

- Samples inoculated with ~2 Log LAB cocktail.

Product Characteristics

Sample	pH	a _w
No antimicrobial	6.16	0.9609
2.25% BV/Fermentate	5.45	0.9559
2.25% BV/Fermentate + 0.10% OA	5.32	0.9507
2.25% BV/Fermentate + 0.20% OA	5.12	0.9489
2.25% BV/Fermentate + 0.40% OA	4.89	0.9524

Lactic Acid Bacteria Results at 4°C and 7 °C



Results

- At both storage temperatures outgrowth slowed as product pH decreased.
- At 4°C, plant-based chicken remained below the spoilage threshold for up to 32 days with when pH was reduced.
- At 7°C, plant-based chicken with the lowest pH (4.89) stayed below the spoilage limit for 32 days.

2.25% BV/Fermentate provided an additional 14 days (100% increase) in shelf-life vs control.

Partnering together to solve complex challenges in:



Food Safety

Ensure products are safe with proven efficacy and research-backed solutions



Shelf-Life Extension

Utilize expertise and solutions to extend shelf life with no compromise on quality



Taste, Nutrition, Appeal

Elevate visual and sensory appeal while locking in great taste

KERRY

What happens when we eliminate sources of food waste?

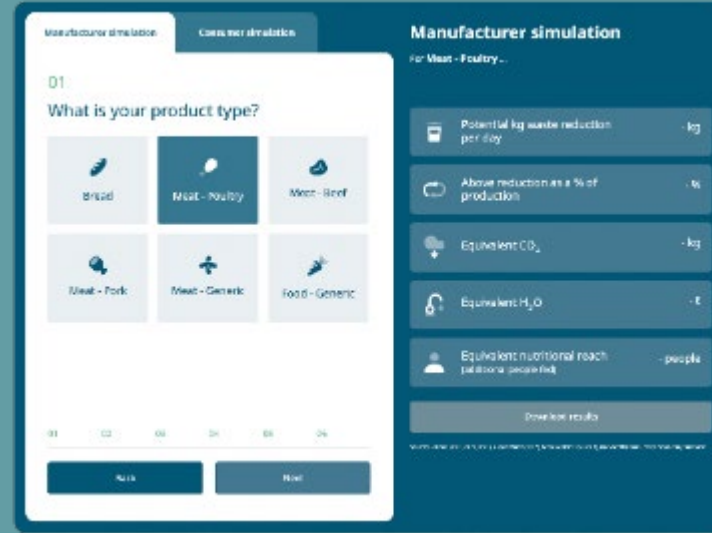
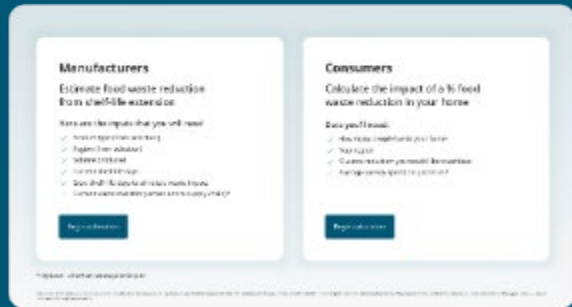
[Go!](#)



See the impact you could have on the planet's resources [here](#)



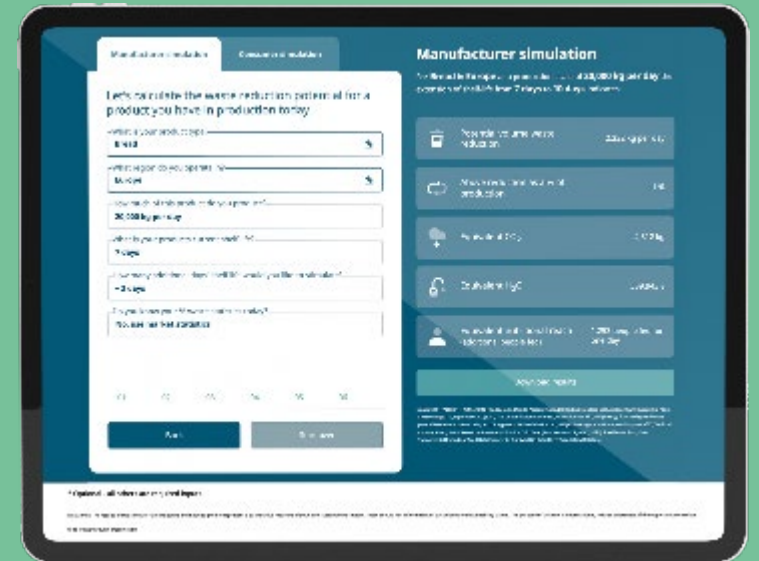
Whether you're a food manufacturer or a concerned citizen – or both – access our Food Waste Estimator.



Input some production information, and the Estimator will give an instant guide to the impact that you could achieve.



With food and energy prices at an all-time high, and climate change at critical levels, now is the time.



Disclaimer: The results of the food waste estimator are indicative and not designed to represent a quantitative measure of a customer's/consumer's sustainability impact. The outputs should not inform front of pack claims or sustainability claims.

KERRY

Thank you for attending!
Questions?

Contact Information

Reach Out: nicolette.hall@kerry.com





Questions?

Contact Information

Alejandra Ramirez

alejandra.ramirez@impossiblefoods.com

Nicolette Hall

nicolette.hall@kerry.com

Joyjit Saha

joyjit.saha@kerry.com

Upcoming Webinars



November 17, 2023 1:00 PM Matrix Additions Part 2: Alternative Approaches for Rapid Pathogen Detection Methods

December 14, 2023 9:00 AM Impact of Water Use and Reuse in Food Production and Processing on Food Safety at the Consumer Phase: Focus on the Fresh Fruit and Vegetable Products Sector

<https://www.foodprotection.org/events-meetings/webinars/>



Be sure to follow us on social media



InternationalAssociationforFoodProtection



@IAFPFOOD



international-association-for-food-protection



IAFPFood

This webinar is being recorded and will be available for access by **IAFP members** at www.foodprotection.org within one week.

Not a Member? We encourage you to join today.

For more information go to: www.FoodProtection.org/membership/

All **IAFP webinars** are supported by the IAFP Foundation with no charge to participants.

Please consider making a donation to the [IAFP Foundation](#) so we can continue to provide quality information to food safety professionals.